



**EVIDENCE AND
METHODS LAB**

Simplify visualise share measure

FY 2021/2022

UGANDA NATIONAL BUDGET ANALYSIS

Theme: Industrialisation for Inclusive
Growth, Employment and Wealth Creation







Published by Evidence and methods lab
Plot 13, Kenneth Dale Lane
Website: www.evidenceandmethodslab.org

September 2021

All rights reserved: No part of this publication may be reproduced, stored in a retrieval system or transmitted in any form or by any means electronic, mechanical, photocopying, recording or otherwise without prior written permission of the publisher. Reproduction or use of this publication for academic or charitable purposes or for informing public policy is exempted from this general restriction.



Acknowledgements

The Uganda National Budget Analysis Booklet is one of the flagship publications of Evidence and methods lab (EML) that seek to provide a one stop data centre on all issues to do with the National Budget in the country. The Booklet relies on a wide range of primary and secondary data sources. The EML team invests substantial time in collating and triangulating this data which is then presented in form of infographics.

This booklet is supported by the budget.go.ug. The production of the Booklet also draws on the time of many EML staff working across the organization's programme areas. These programmes are supported by generous grants from a number of our funding partners. We are particularly grateful for the financial support provided by the Ford Foundation and the VOICE.

The authors are grateful for the intellectual contributions by EML staff and associates including **Cynthia Suzan Nakayiga, Ruth Aber, Ruth Naluunkuma, Elizabeth Nakiyemba, Henry Kiragga and Michael Katagaya** who provided support towards the collection and review of the data. the Evidence and Methods Lab Design Team; **Ephraim Kiryankusa, Adrian Aturinda, Isaac Tom Okiria, Nalugo Lucia Gloria** are acknowledged for their meticulous work on the layout and design of this publication.

The authors have endeavored to establish a foundation and baseline for the subsequent editions of The Uganda National Budget Analysis Booklet. We have done everything possible to ensure that the data used is crosschecked across a variety of data sources. We are confident that the Booklet represents the most accurate depiction of relevant data for citizens. However, we take responsibility for any errors and omissions.



Table Of Contents

Uganda’s Economy: Quick Numbers.....	01
National Budget Process	03
Total Government Expenditure	04
FY2021/22 Budget Allocation By Program	06
The Parish Development Model Approach.....	07
Agro-Industrialisation	08
Manufacturing	09
Tourism Development	09
Sustainable Energy.....	10
Development.....	10
Integrated Transport	11
Infrastructure Services	11
Human Capital Development.....	12
Water And Sanitation Facilities.....	13
Judiciary	14
Digital.....	15
Transformation.....	15
Youth Empowerment & Social Development Programs	16
Covid-19 Emergency Response For FY 2020/21	18
Covid-19 Related Expenditure For FY 2019/20.....	19
Enforcement Of Lockdown Measures	20
Covid-19 Related Expenditurefor Fy 2020/21	21
Highlights From The Press Release For Quarter One FY2021/22	23
Health care priorities for Q1 budget allocations.....	24
Highlights From The Press Release For Quarter Two Fy2021/22	25
First Half Of The Financial Year	26
Health Institution & Social Protection.....	27
Agriculture.....	27
And Industry	27
Governance,	28
Revenue Collection	28
Judiciary, Legislature, Electoral Commission, Mission Abroad.....	28
Budget Allocation Trends (Ugx.bn)	29



UGANDA'S ECONOMY: QUICK NUMBERS

<p>GDP at market prices \$40Bn MoFPED 2021</p>	<p>Per capita income \$932 MoFPED 2021</p>	<p>Population 41.6 m UBOS 2019</p>	<p>Average Household size 4.6 per HH UBOS 2021</p>
<p>Total number of Households 9m UBOS 2021</p>	<p>Population below 18 Years 22.14% UBOS 2019</p>	<p>Urban population 27 m UBOS 2020</p>	<p>Population Involved in agriculture 68% UBOS 2020</p>
<p>Unemployment levels 26% UBOS 2020</p>	<p>Working age population 30.3M UBOS 2020</p>	<p>Adult Literacy Rate 73.5% UBOS 2021</p>	<p>Employment to population Ratio 47.5% UBOS 2021</p>
<p>Youth unemployment 40.7% UBOS 2020</p>	<p>Population living below poverty line 21.4% UBOS 2021</p>	<p>Life Expectancy at Birth 63 YEARS UBOS 2021</p>	<p>Household in subsistence economy 68% UBOS 2020</p>
<p>PAYE registrations 1.5m URA 2020</p>	<p>Tax to GDP ratio 14.2% MoFPED 2021</p>	<p>Public debt 2020/21 65.82 TN MoFPED 2021</p>	<p>Total National budget 21/22 44.7 TN MoFPED 2021</p>
<p>GDP per Capita 29.4 m UBOS 2021</p>	<p>Value of Import 2019 \$7.8Bn UBOS 2021</p>	<p>Value of Export 2019 \$4.1Bn UBOS 2021</p>	<p>Trade deficit (19/20) \$3.7Bn</p>



UGANDA'S ECONOMY: QUICK NUMBERS

Agriculture's
contribution
to GDP

23%

UBOS 2021

Total value
of Agricultural
exports

\$1.8Bn

UBOS 2021

Petroleum &
related products
imports, 2019

\$1.3Bn

UBOS 2021

Contribution of
industry sector
to GDP

27.4%

MoFPED 2021

Tourism Forex
Earnings (2018)

\$1.6Bn

MoFPED 2021

Contribution
of Mining &
quarrying to GDP

2.3%

MoFPED 2021

Paved (Tarmac)
road network

5400Km

MoWT 2020

Radio
Usage

32%

UBOS

Own a
Mobile phone

7.4%

UBOS 2020

Connection to
the National
Electricity Grid

14%

UBOS 2020

Access
to Computers

3%

UBOS 2020

Access to
banking
services

17.4%

UBOS 2020

Active
mobile money
subscriptions

23m

MoFPED 2021

Access
to Internet

40%

UBOS 2021

Access
to Television

19%

UBOS 2020

Safe water
coverage
– Rural

68%

UBOS 2021

Safe water
coverage
– urban

71%

UBOS 2021



NATIONAL BUDGET PROCESS

FEBRUARY

- 01 Budget Framework Papers in February (national)

APRIL

- 02 Background to the national budget is drafted (national)
- 03 Draft Budget estimates (national)
- 04 Ministerial Policy Statement (national)
- 05 Budget Framework paper (Local Government Budget)

MAY

- 06 Approved Budget Estimates
- 07 Public Investment plan
- 08 Central Government Expenditure Limits

JULY

- 09 Budget Speech in June
- 10 Approved Budget (Contract Form B) (Local Government)
- 11 Work plan in (Local)

REPORTING OF PERFORMANCE THROUGHOUT THE YEAR BY MINISTRIES AND AGENCIES

Quarterly reports (National)

Audited Financial Statements (AFS)

Annual Budget Performance report (ABPR)

Quarterly reports (Local government)

Annual report (Local government)





TOTAL GOVERNMENT EXPENDITURE

UGX 44.8 Tn

GDP at Current
process

**148.3Tn/
\$40Bn**



Expected growth
Rate 2021/22

03%



Uganda's
Debt mount

**USD 17.96Bn
(49.8% of GDP)**



Domestic
debt financing

UGX 8.55Tn




Non-wage
Recurrent
Expenditure

UGX 15,625.4Bn



Development
Expenditure

UGX 14,865.3Bn



THE RESOURCE ENVELOPE

UGX 44.8 Tn

Focus Areas

Domestic Revenue **UGX 22,425Bn**

Tax Revenue **UGX 20,837Bn**

Non-Tax Revenue **UGX 1.59Tn**

External Financing **UGX 6,868Bn**

Loans **UGX 5,519Bn**

Grants **UGX 1,349.4Bn**





Focus Areas



Domestic
Debt
Refinancing

UGX
8,547Bn



Budget
support

UGX
3,583Bn



Domestic
Borrowing

UGX
2,943Bn



Appropriation
in Aid

UGX
212.4Bn

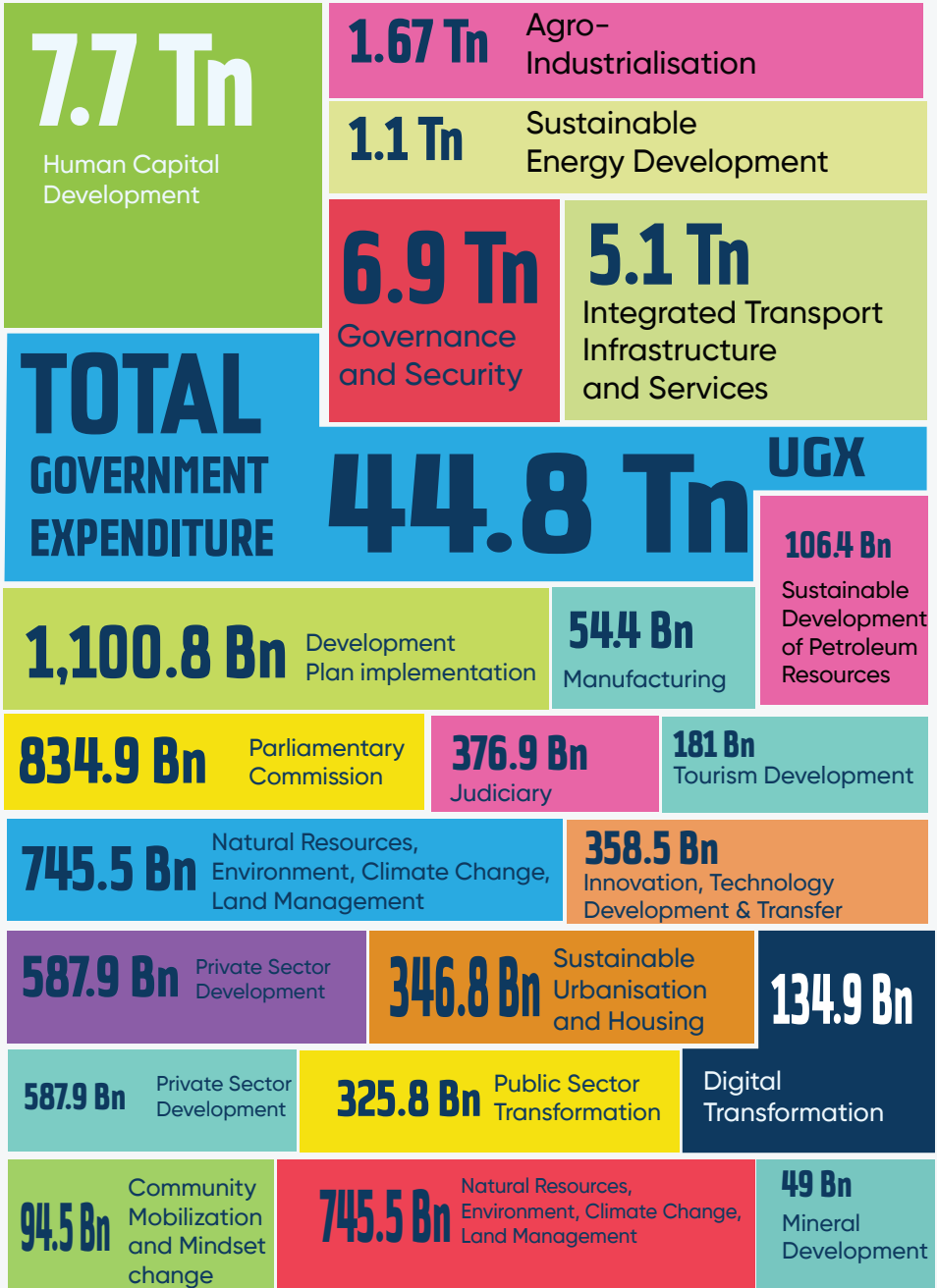


Petroleum
fund resources

UGX
200Bn



FY 2021/22 BUDGET ALLOCATION BY PROGRAM





THE PARISH DEVELOPMENT MODEL APPROACH (PDM)

To take effect
on 1st July 2021



AIM OF THE MODEL:

To improve the economic and social wellbeing of the populace, and transition household from the subsistence to monetised economy.

10,594
TOTAL NUMBER OF
TARGETED PARISHES

PILLARS OF THE PARISH DEVELOPMENT APPROACH



Production, processing, value addition and marketing;



Parish Governance and Administration.



Infrastructure development and other economic services



Mind-set Change.



Social Services delivery including health, education, water etc.



Re-establishment of the Community Information System



Financial Inclusion through cooperatives, SACCOs, Revolving Funds where **UGX 30 million** will be provided per Parish for a start;





AGRO-INDUSTRIALISATION



UGX 1.67Tn

Focus Areas

Storage,
Agro-Processing
and Value Addition

• Agricultural Market
• access and
• competitiveness

• Agricultural
• production
• and Productivity

• Agricultural
• Financing

KEY ACHIEVEMENTS OF THE SECTOR 2020/21



Coffee exports:
8.1m bags

USD 497.4m



Fish Harvests:
600,000 tonnes

USD 227m



Milk production:
2.6 Bn Litres

USD 204.5m



Tea
Exports

USD 71m





MANUFACTURING



UGX 54.4Bn

Focus Areas

- Industrial and Technological Development
- Trade and Development
- Enabling Environment

TOURISM DEVELOPMENT

UGX 181Bn

Focus Areas

- Marketing and Promotion
- Infrastructure, Product development and conservation
- Regulation and Skills development
- Forex Earnings from tourism (2018) **USD 1.6Bn**
- Tourism Earnings. **USD 1.5M**





SUSTAINABLE ENERGY DEVELOPMENT



UGX 1.1Tn

Focus Areas

- Energy Efficiency
- Generation
- Transmission and Distribution
- Renewable Energy Development



1,274 MW
generation capacity

38% increase
from 2016

152,500
households connected
under the free
connection policy

20M

People with no
access
to electricity

**UGX
646.28n**

for Rural
Electrification





INTEGRATED TRANSPORT INFRASTRUCTURE SERVICES

UGX 5.1Tn



Focus Areas

Transport Infrastructure and services development

Land use and Transport Planning

Transport Asset Management

Transport Regulation



KEY ACHIEVEMENTS OF THE SECTOR 2020 /21

Upgrade
400Km
of National roads

Rehabilitation of
200Km
of National roads

UGX 487.4Bn
for road maintenance

Development of
Railway network

Revival of
National Airline

UGX 135.9Bn
for community road improvement



Rehabilitation of ferries and construction of landing sites



HUMAN CAPITAL DEVELOPMENT

UGX 7.7Tn



Focus Areas

Education,
sports and skills

Labour and
employment services

Population Health, Safety
and Management

Gender and
social Protection

HEALTH CARE SERVICES PRIORITIES FOR 2021/22

UGX 600.3Bn

Supply and delivery of essential
medicines and Health Supplies



Upgrade of
43 Health
facilities

Construction of
60 HCIIIs

Construction and
equipping the Uganda
Heart Institute at Mulago

Recruitment
of teachers,
4,200
(primary school)

Rehabilitation of
74 primary schools
13 traditional schools

1,055
(Secondary school)
& 440
inspectors

Completion of
36 schools

Completion
of skills
07 development
institutions

Education





WATER AND SANITATION FACILITIES



Focus Areas

Safe water coverage

68% Rural

71% Urban

Over

20,000

villages don't have a single water source

To promote improved sanitation

UGX **124.9Bn**
for rural water

UGX **523.4Bn**
for Urban water

ACQUIRE, REFURBISH AND MAINTAIN MILITARY EQUIPMENT

Construction of

30,000

Housing units for the military



Completion works for military Referral Hospital

Phase III Safe City CCTV project





JUDICIARY

UGX **376.9Bn**

Focus Areas

UGX

9.4Bn

To kick-start construction of courts

UGX

18.2Bn

Implementation of Electronic Court Case Management System

UGX

146.6Bn

Recruitment and facilitation of judicial staff

Judge

Defendant

Plaintiff



Access to Justice

Justice needs statistics (HiIL report)

84%

Ugandans have had at least one legal problem in four years (HiIL 2020) Justice gaps

4.7 Million

legal problems are abandoned before they are resolved.

1.9 Million

legal problems are ongoing.

2.1 Million

legal problems are considered resolved, but unfairly.

70%

of all legal problems do not receive a resolution or get a resolution perceived as unfair.



DIGITAL TRANSFORMATION



UGX 134.9Bn

Focus Areas

- ICT infrastructure
- E-services
- Research, innovation and ICT Skills Development
- Enabling Environment





YOUTH EMPOWERMENT AND SOCIAL DEVELOPMENT PROGRAMS

247,700

youth have been
financed

UGX

165 Bn

to implement
21,000

projects under YLP



6,394

Emyooga SACCOs
were supported with



Projects for

166,300

women

13,800

groups have been
funded

Seed capital of

416 Bn

was allocated for youth.
Women Entrepreneurs
and Emyooga initiatives





**COVID-19 EMERGENCY
RESPONSE FOR 2020/21
UGX 230.8 Bn**





COVID-19 EMERGENCY RESPONSE FOR 2020/21

5.4M

home study books
distributed

14,350

teachers trained in
psycho-social support



UGX 103Bn

allocated to finance the Uganda
Development Bank to boost
business affected by COVID-19

UGX 560Bn

procurement of
COVID19 Vaccines



FINANCING FOR COVID-19 FOR 2020/21

**UGX
2.6Tn** direct fiscal
interventions
implemented

**UGX
7.3Tn** (43%)Private
loans
restructured

**UGX
60Bn** expenditure
on food
distribution

683,000
total Households
that received food

1.9m
Doses of vaccines
acquired

964,000
doses of vaccines
acquired

**UGX
2Tn**
tax relief extended
to affected businesses

**UGX
55Bn**
allocated to
the Uganda
Development Bank



COVID-19 RELATED EXPENDITURE FOR FY 2019/20



OFFICE OF THE PRIME
MINISTER

Food relief for
the vulnerable

59.4 Bn



MINISTRY OF HEALTH

Medical Equipment for
the ICU and Emergency
units, ICU beds, testing
kits and isolation centres

59.4 Bn

MINISTRY OF AGRICULTURE,
ANIMAL INDUSTRY
AND FISHERIES

locust controll

24 Bn

LOCAL GOVERNMENTS

Establishment of district
isolation centres

22.5 Bn

MINISTRY
OF ICT & NG

Scaling-up
awareness
on Covid-19

6 Bn

MINISTRY OF SCIENCE,
TECHNOLOGY & INNOVATION
Covid-19 research
and innovation projects

5.3 Bn

MINISTRY OF ENERGY & MINERAL
DEVELOPMENT

Removal of floating
island on Owen falls dam

2.5 Bn

NATIONAL CITIZENSHIP
& IMMIGRATION CONTROL

Enforcing cross border movements

1.7 Bn



ENFORCEMENT OF LOCKDOWN MEASURES

UGANDA
POLICE FORCE

37.5 Bn

MINISTRY
OF DEFENCE

30.4 Bn

OFFICE OF THE PRESIDENT

16.8 Bn

UGANDA PRISONS
SERVICE

4.4 Bn

KAMPALA CAPITAL CITY
AUTHORITY (KCCA)

1 Bn

EXTERNAL SECURITY
ORGANIZATION

0.46 Bn

GRAND TOTAL

FOR COVID-19 RELATED
EXPENDITURE FOR FY 2019/20

230.8

BILLION



COVID-19 RELATED EXPENDITURE FOR FY 2020/21



MINISTRY
OF HEALTH

Medical supplies, testing kits,
isolation and treatment centres,
face masks and vaccines

253.6 Bn

MINISTRY OF
TRADE, INDUSTRY
AND COOPERATIVES
Import
substitution and
Export promotion
through the UDC

128.1 Bn

UGANDA INDUSTRIAL
RESEARCH INSTITUTE

Establishment of district
isolation centres

10 Bn

UGANDA
ROAD FUND
Road works

130 Bn

STATE HOUSE
Funding for
the youth

130 Bn

MINISTRY OF AGRICULTURE,
ANIMAL INDUSTRY AND FISHERIES

Provision of inputs and
support e-voucher system

10 Bn

31 Bn

MINISTRY OF SCIENCE,
TECHNOLOGY & INNOVATION
Covid-19 research and
innovation projects

VARIOUS MDAS

Payment of
Domestic Arrears

20 Bn

20 Bn

MINISTRY OF ENERGY &
MINERAL DEVELOPMENT
Substations in
industrial parks





MINISTRY OF FINANCE PLANNING AND ECONOMIC DEVELOPMENT

Recapitalization of
UDB to finance COVID
response plan

455.2 Bn

Emyooga funding for
Seed capital and youth
empowerment

260 Bn

Support SACCOs
through Micro Finance
Support Centre

77.7 Bn

Recapitalization of
UDB - Equity

103 Bn

MINISTRY OF GENDER, LABOUR AND SOCIAL DEVELOPMENT

Funding
for SAGE

62.9 Bn

Funding for
Women Entrepreneurship
Programme - UWEP

29.5 Bn

GRAND TOTAL

FOR COVID-19 RELATED EXPENDITURE FOR FY 2019/20

2377.9 BILLION



HIGHLIGHTS FROM THE PRESS RELEASE FOR QUARTER ONE FY2021/22



5,673.28 Bn

released, 25% of
the approved
44.8 Tn Budget.

Key Expenditure Drivers

Local Government Grants

578 Bn

Release for Domestic Arrears

435.4 Bn

Health institutions

373 Bn

Ministry of Finance and Technology & Innovation

94.6 Bn

Uganda Road Fund

74.87 Bn

UNRA

250.1 Bn

Funding For Emyooga UDB

50 Bn;

21.4 Bn

Funding for SAGE

30.3 Bn

and UWEP

7.3 Bn

Prioritized areas



Management of COVID-19 and support to vulnerable population.



Funding to security



Agricultural Institutions to cater for Planting Cycle



Certificates for on-going contracts for key capital development projects.

Release For Certificates:

Works and Transport

30.42 Bn

Energy and Mineral Development

16.5 Bn

Water

90.5 Bn

Judiciary

9.9 Bn

Electoral Commission

19.9 Bn

Agriculture Institutions

MAAIF

8.8 Bn

NARO

4.4 Bn

NAADS

3.8 Bn

NAGRIC & DB

7.1 Bn





HIGHLIGHTS FROM THE PRESS RELEASE FOR QUARTER ONE FY2021/22

Contingency
228.3 Bn

Information
computer
Technology
8.1 Bn

Security
50 Bn



Health care
services
206.4 Bn

Relief for
vulnerable groups
53.5 Bn

Support
to Local
Governments
53.7 Bn

Health care priorities for Q1 budget allocations

Supplementary budget to
the Ministry of Health

206 Bn



Provision of
oxygen

94.96 Bn



Health care
logistics

67.6 Bn



Support to
Mulago Hospital

19 Bn



Healthcare
infrastructure; beds,
ICUs and HDUs

11.6 Bn

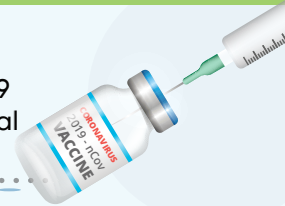


Operationalization of
the cancer reference
laboratory

7.3 Bn

218.1 Bn

Purchase of COVID-19
Vaccines and essential
medicines by NMS



Increasing Nurses and
Midwives Lunch Allowance
from UGX 2000/3000 to
10,000/ 15,000

32.3 Bn



Support of other
regional Referral
Hospitals

67 Bn



HIGHLIGHTS FROM THE PRESS RELEASE FOR QUARTER TWO FY2021/22

Economic Performance

F/Y 2021/2022

↑ **3.4%**

F/Y 2019/2020

3.0% ↓

Inflation Averaged

2.3% ↓

AND

↑ **3.1%**

respectively for the last 12 months

Nominal terms

F/Y 2021/2022


↑ **147,96 UGX_{Bn}**

F/Y 2019/2020

139,689 UGX_{Bn} ↓

The shilling has appreciated averaging at

↑ **3.530.6 USD**



BUDGET PERFORMANCE

44.779 UGX Trillion

Total approved National budget for F/Y 2021/22

Non-wage

8.679

UGX Trillion

Wage

5.533

UGX Trillion

Arrears

0.555

UGX Trillion

Debt and Treasury Operations

14.934

UGX Trillion

Gou Development

7.997

UGX Trillion

External Financing

6.868

UGX Trillion

Local Revenue

0.212

UGX Trillion





FIRST HALF OF THE FINANCIAL YEAR

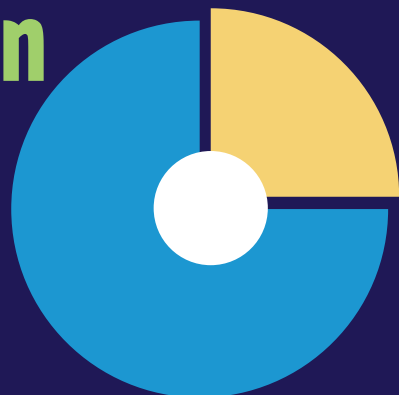
Key Areas	Budget	Quarter One	Quarter Two	Percentage
Wage	UGX5,533.06Bn	UGX1,425.18Bn	UGX1,469.48Bn	52.3%
Non-wage	UGX8,679.69Bn	UGX2,376.74Bn	UGX2,334.79Bn	54.3%
GOU development	UGX7,997.15Bn	UGX2,026.35Bn	UGX1,926.81Bn	49.4%
Arrears	UGX555.44Bn	UGX435.57Bn	UGX80.0Bn	92.8%
Total Govt of Uganda	UGX22,764.34Bn	UGX6,263.84Bn	UGX5,811.08Bn	53.0%
External Financing	UGX6,868.25Bn	UGX2,063.17Bn	UGX1,888.55Bn	64.7%
Debt	UGX14,933.81Bn	UGX3,526.87Bn	UGX6,132.24Bn	57.5%
AIA	UGX212.38Bn	UGX53.10Bn	UGX53.10Bn	50.0%
Grand Total	UGX44,778.79Tn	UGX11,906.97Tn	UGX13,884.98Tn	57.6%

UGX
5.811.08 Bn

released for quarter two which is

25.5%

of the national budget for F/Y 2021/22





Health institutions & Social Protection

UGX294.69 Bn

Focus Areas

UGX120.73 Bn

National Medical Stores

UGX42.45 Bn

Ministry of Gender Labor & Social Development

UGX50.20 Bn

Ministry of Health

UGX32.73 Bn

SAGE

UGX34.8 Bn

Referral Hospitals



Agriculture and industry

UGX184.75 Bn

Focus Areas

UGX36.4 Bn

MAAIF

UGX31.43 Bn

NAADS

UGX22.1 Bn

NARO

UGX22.8Bn

Uganda Coffee Development Authority

UGX19.8 Bn

NAGRIC

UGX35.6 Bn

Ministry of Trade, Industry & Cooperatives





Governance, Revenue collection



UGX 437.10 Bn

Focus Areas

UGX36.4 Bn

MoFPED including the funding for support to SMEs and Capitalization of UDB



UGX28.9 Bn

National Citizenship and Immigration Control



UGX 82.1Bn

Uganda Revenue Authority (URA)



Judiciary, Legislature,
Electoral commission,
Missions Abroad

UGX 256.8 Bn

Focus Areas

UGX 140 Bn
Parliament

UGX 74Bn
Judiciary

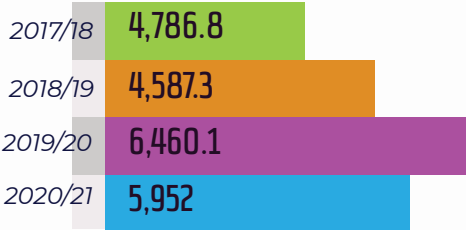
UGX 37.4 Bn
Electoral
Commission




BUDGET ALLOCATION TRENDS (UGX.Bn)

KEY 2017/18 2018/19 2019/20 2020/21

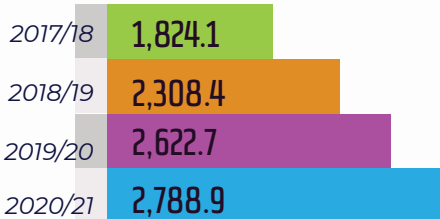
WORKS AND TRANSPORT



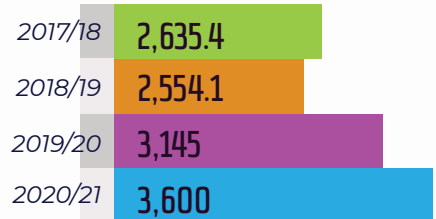
EDUCATION



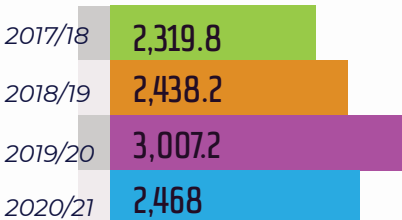
HEALTH



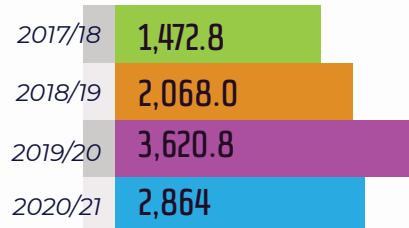
INTEREST PAYMENTS



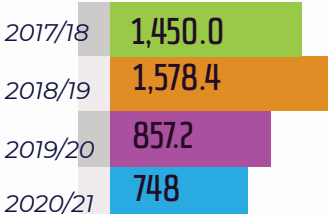
ENERGY & MINERAL DEVELOPMENT



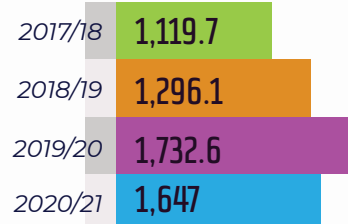
SECURITY



PUBLIC SECTOR MANAGEMENT



JUSTICE/LAW AND ORDER

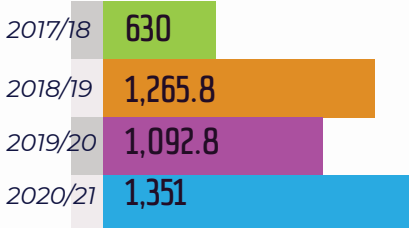




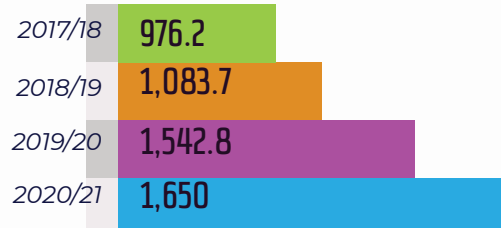
BUDGET ALLOCATION TRENDS(UGX.Bn)

KEY 2017/18 2018/19 2019/20 2020/21

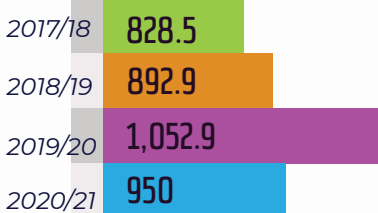
WATER & ENVIRONMENT



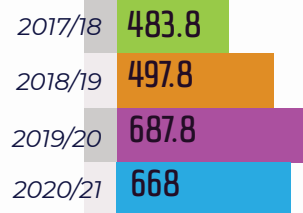
ACCOUNTABILITY



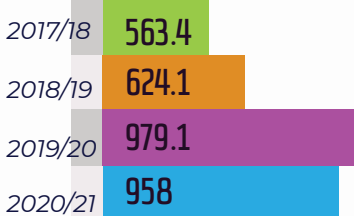
AGRICULTURE



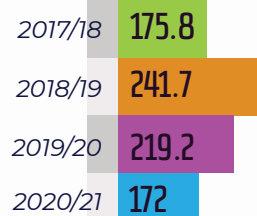
LEGISLATURE



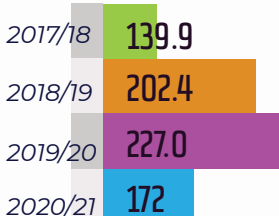
PUBLIC ADMINISTRATION



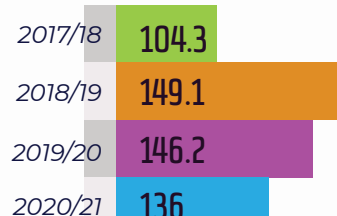
SOCIAL DEVELOPMENT & ORDER



LANDS, HOUSING AND URBAN DEV'T



ICT AND NATIONAL GUIDANCE






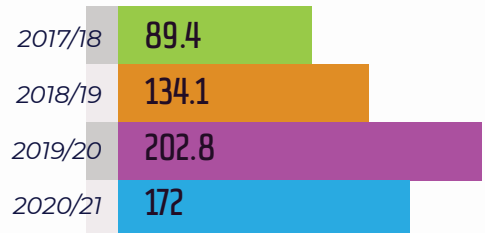
BUDGET ALLOCATION TRENDS (UGX.Bn)

KEY 2017/18 2018/19 2019/20 2020/21

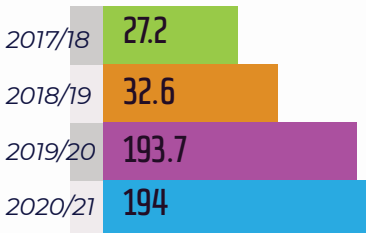
SCIENCE, TECHNOLOGY AND INNOVATION



TRADE AND INDUSTRY



TOURISM



Grand Total





Published by



**EVIDENCE AND
METHODS LAB**
simplify visualise share measure

Plot 62 Kenneth Dale Lane, Kamwokya
Kampala, Uganda

Email:
admin@evidenceandmethodslab.org

Phone:
+256 783 474784

Web:
www.evidenceandmethodslab.org